


DLB brake winch



DLB zinc winch with automatic brake.

Properties

- Zinc-plated housing (DL2500G has a black drum).
- Fitted with automatic load pressure brakes.
- For extra safety, they are fitted with locking pawls.

Standard delivery

- Without steel wire rope

Options

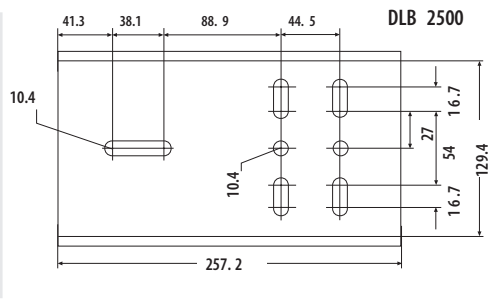
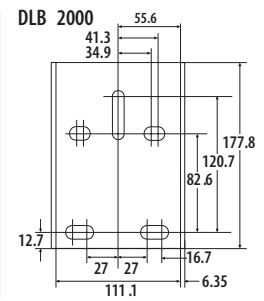
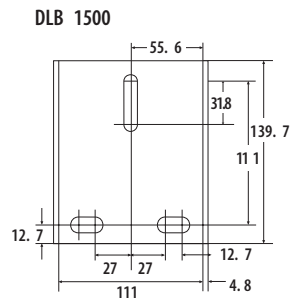
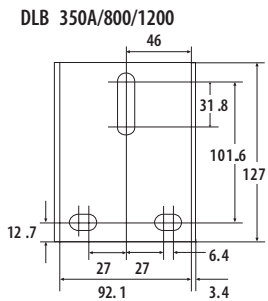
- Steel wire rope according DIN 3060 with safety hook.
- Sling belt according DIN 3060 with safety hook.

Important

- For lifting, select another wire rope diameter, taking tensile strength into consideration.
- Minimum load required for winch to operate properly.

Norm:

- EN12100-1/2, EN13157



Type	WLL (kg)	Minimum load (kg)	Maximum reel capacity (m)	Cable diameter (mm)	Lifting height per stroke (mm)	Drum diameter (mm)	Drum width (mm)	Gear ratio	Crank length (mm)	Crank force (kg)	Base size (cm)	Weight (kg)	ProductId
DLB-350A	159	23	25	3	22.5	26	52	3.2:1	178	10	13 x 10	3	2117010
DLB-800AG	360	23	23	4	36	48	53	4.4:1	178	12	13 x 10	3	2117011
DLB-1200AG	545	23	19.7	5	39	64	51	5.4:1	238	19	13 x 10	4	2117013
DLB-1500AG	680	34	15.1	6	40	64	62	5.4:1	305	18	14 x 12	5	2117015
DLB-2000AG	905	89	8.9	7	30	64	54	17.3:1	238	8	18 x 12	7	2117016
DLB-2500G	1135	136	7.4	8	23	79	66	12.0:1	244	13	26 x 14	12	2117017